

**Match Directors**

Andreas Pfenninger
Alex Medawar

Location

Stand de Tir
Chemin des Ciberles
1844 Villeneuve VD
<https://goo.gl/maps/q1DqGEyYyEX9yB6E9>

Website

<https://www.swissaaa.org/national-pcc-championships>



Table of Contents

Welcome.....	3
Schedule.....	4
Safety.....	5
Universal Safety Rules.....	5
Cold Range.....	5
Finger.....	6
First Aid.....	6
Registration.....	6
Classes.....	6
Categories.....	6
Squads.....	6
Equipment Check.....	6
Stage Reset and Rebuild.....	7
Scoring.....	7
Score Verification.....	7
Score Edits.....	7
Lunch.....	7
Spectators, Children.....	7
Stages and Round Count.....	7
Safety Officers.....	7
Appendix: Stages.....	7

Welcome

Welcome to the second sanctioned Swiss National IDPA PCC Championships!

The PCC Championship has evolved from a club match to one of the highlights of the Swiss IDPA shooting season. This year, we could obtain the outdoor range in Villeneuve thanks to our host club STDS. We can use 4 bays during 2 days, which allows to have separate staff- and competitor-days. SOs can concentrate on shooting for score on Friday and then focus on providing a safe and fair match experience for all competitors on Saturday.

If starting in the PCC division: to participate, you will need to have a current IDPA membership and a valid PCC and handgun classification. Some stages will require transitioning from PCC to handgun. You can chose a handgun fitting any official IDPA division as long as you have a valid classification in that division. Your equipment needs to allow for the use of both types of firearms in the same stage.

If starting in a handgun division: to participate, you will need to have a current IDPA membership and a valid handgun classification in the concerned division. There will be no weapons changes required.

We will, as usual, prepare some challenging and fun stages for you. Be prepared to shoot from different positions, such as standing, kneeling and prone, from cover, through windows, from various distances and more. You will need to move in all directions with the firearm while strictly maintaining both finger and muzzle safety at all times.

Many thanks to the STDS, the staff and the SOs for making this match possible! Please don't forget to thank the staff and SOs on the range. They are investing a lot of time and effort to make this event a reality.

We are looking forward to welcoming you on the range and wish everybody a a safe, fun and successful weekend!

Your MDs

Andy Pfenninger

Alex Medawar

Schedule

Friday, April 29, 2022			
09:00	SO/Staff	Arrival	
09:30	SO/Staff	Build Briefing	
10:00	SO/Staff	Stages build 5-8 Stage Approval, CSO Briefing	
12:00	ALL	Lunch Break	
12:45	SO/Staff	Shooting Briefing	
13:00	SO/Staff	Shoot Stages 5-8	
14:30	SO/Staff	Stages build 1-4 Stage Approval, CSO Briefing	
15:30	SO/Staff	Shoot Stages 1-4	
17:00*	SO/Staff	De-Briefing Preparatory Work	
Saturday, April 30, 2022			
08:00	ALL	Arrival	
08:30	Shooters	Shooters Briefing	Mandatory for all shooters!
09:00	Shooters	Match Start Stages 1-4	
12:00-13:00	ALL	Lunch Break Stages re-build 5-8	
13:00	Shooters	Stages 5-8	
17:00	ALL	Match end Clean-Up	
18:00*	ALL	Award Ceremony	

* or as ready

Safety

Some non-exhaustive points on safety:

Universal Safety Rules

The four universal safety rules are to be adhered to at all times:



Cold Range

The match will be held following the cold range rules. Some additional points for this match: All firearms need to be carried in a bag or box when arriving/departing to/from the range. The guns will be taken out from and put back into the bags/boxes only in a designated safe area.

- There will be a safe area in each bay. The PCCs will be deposited there.
- When outside the bags or boxes and not used for shooting, PCCs will always be carried in the safety position (muzzle straight up, hand on pistol grip or on rearend, forend against the shoulder) and pistols will be carried in the holster.
Make sure to only move any firearm out of a safe carry method when receiving the 'Load and Make Ready' command from a responsible SO or when in a safe area.
- The PCCs are to be carried or deposited unloaded, well visible chamber flag applied, no magazine inserted.
- The pistols are to be carried unloaded, no magazine inserted, holstered. If pistols are deposited it will be slide locked to the rear, no magazine inserted.
- All manipulations except un-bagging and bagging are to be done only under the direct command of an SO. This is valid anywhere on the range, including safe areas. There will be no unnecessary manipulations in the safe areas (e.g. dry firing, drawing etc) due to space restrictions and for general safety reasons.
- Ammunition can be handled everywhere, except in safe areas. No magazines with ammunition can be handled or deposited in the safe areas.

Warning: Any violation of the above or other safety rules can result in disqualification from the match.

Finger

Finger discipline has to be observed at all times. Shooters need to be careful at all times, especially during manipulations, shoulder changes and movement.

Muzzle

The 180-Degree rule is always valid. Be careful when moving uprange! There is the possibility that muzzle points or exclusion zones are defined in the stage briefing.

Muzzle over the berm is restricted on the range except for PCC when properly carried in the safety position.

First Aid

There is a first-aid kit on every stage. Shooters should bring their own kits for minor injuries. The standard alarm and rescue protocols of the range apply.

Registration

The registration is done completely on practiscore. No additional check-in is necessary. If a shooter is late for a stage when it's his/her turn to shoot, the concerned shooter may receive a DNF (Did Not Finish) for the stage and match.

Classes

All shooters start in the PCC division and in their respective class. The match is open for all divisions, but only the PCC division counts for the T2 National Championships.

Classification will be checked before the match. Shooters that do not have a valid classification on the database on idpa.com will not be allowed to compete.

Categories

Please be aware of the following on categories (see MAR M5.2):

Senior	Age >50
International	Permanently living outside of Switzerland
Law Enforcement	Active police service member

The shooters are responsible for choosing their correct categories, if applicable.

Squads

The squadding is done on practiscore by the participants. The MDs can reorganize for reasons of match efficiency.

Equipment Check

The SOs will perform equipment checks. The pistols used in the match must fully conform to one valid IDPA division. It is not allowed to change the pistol during the match.

No illegal equipment can be used in the match. If a shooter has already completed one or more stages with illegal equipment he/she may be disqualified from the match.

Stage Reset and Rebuild

The shooters are required to help reset and rebuild the stages. Otherwise an efficient match proceeding is not possible.

We will shoot in 2 squads in 4 bays and will therefore have a shoot-rebuild-shoot cycle during the day for a total of 8 stages.

Scoring

All scoring will be done electronic using practiscore. It is the shooters responsibility to check the score after each stage before giving approval. If the shooter is not available for approval, the SO will approve for him and the score stands. If a shooter wants a personal record, he is encouraged to take (or have an assistant take) a photo of the scoring approval screen.

Score Verification

The score will be published on practiscore immediately after device synchronization at the end of the match. All shooters are encouraged to verify their score online. The verification period ends with the start of the award ceremony.

Score Edits

After approval of the stage score by the shooter or by the PSO, no edits of the score whatsoever are allowed anymore. Exceptions are only possible with the explicit prior approval of an MD. If score edits are performed for whatever reasons without prior approval by an MD, the involved persons can receive penalties of FP, FTDR or they can be disqualified from the match.

Lunch

Regulation requires a no-shoot break between 12:00 and 13:00. This hour is used to have lunch and rebuild the stages as necessary. Please bring your lunch and enough drinks to the range.

Spectators, Children

Spectators and Children are allowed on the range but not inside the stage boundaries. All persons have to wear proper eye and ear protection while the shooting is ongoing.

Stages and Round Count

The stages will be published separately.

The minimum round count is 128. Make sure to have some reserve for make up shots, re-shoots and so on.

Safety Officers

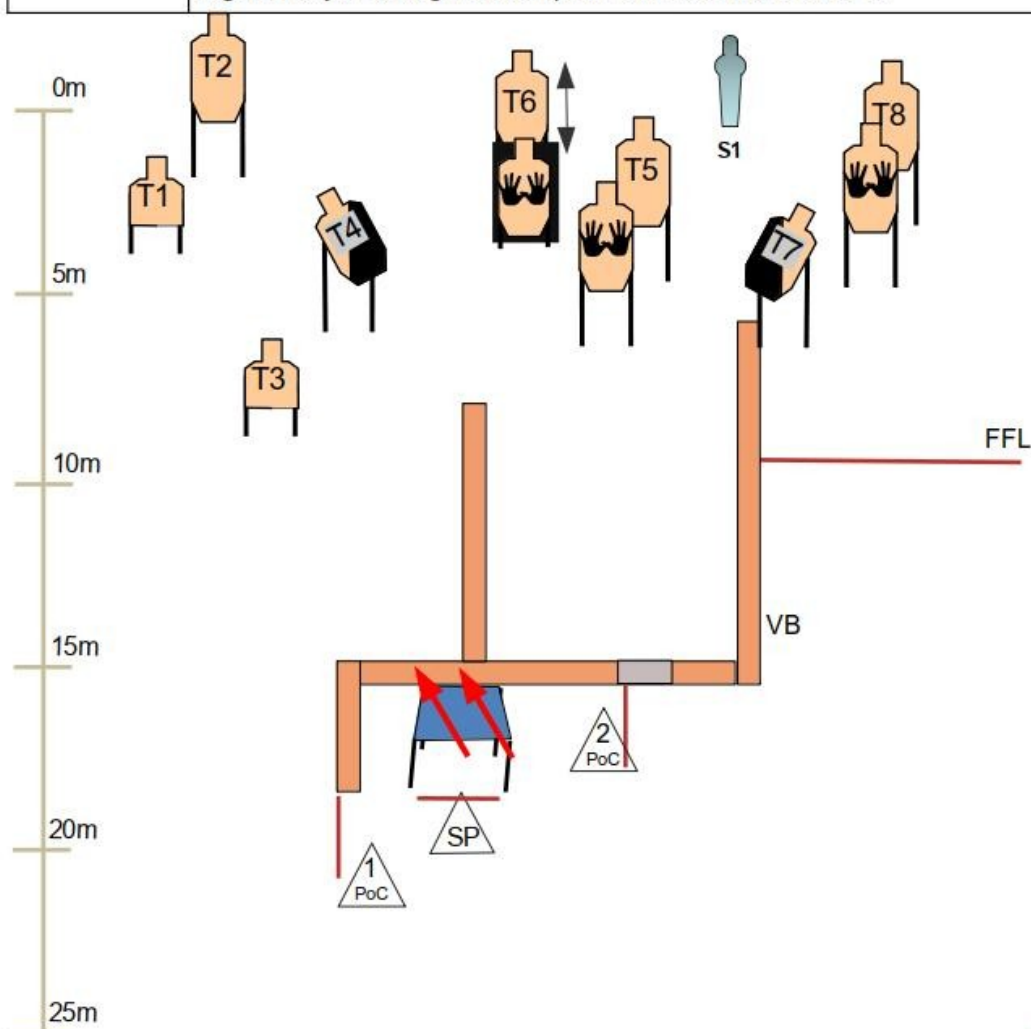
Please bring the following SO material: practiscore device, timer, tacker, SO armband, first aid kit.

Appendix: Stages

Stage 1

2022 Swiss National IDPA
PCC Championships

Title	Luck favors the prepared!	Author	Andy
Targets	8 Threats, 3 Non-Threats, 1 Steel	Rounds	Minimum 17
Scoring	Unlimited, Best 2, Steel Down	Start/ End	Audible/ Last Shot
Concealment	Not Required	Safety	180° Rule, Forward Fault Line
Scenario	Your home is attacked by armed intruders. Are you prepared or are you lucky?		
Start Position	Standing at SP, facing downrange, hands relaxed at sides. PCC unloaded, bolt closed on table, muzzle in indicated direction. One PCC magazine with exactly 14 rounds on table. No additional PCC spare mags. Handgun loaded to division capacity, holstered.		
Procedure	At the start signal, retrieve PCC and engage T1-6 and S1 from available PoCs. S1 activates T6. Then deposit PCC on table, muzzle in indicated direction, safety on and engage remaining targets with your handgun in the open. Forward fault line for T7-8.		



Total movement distance: 12-18m

PPDS: no special positions

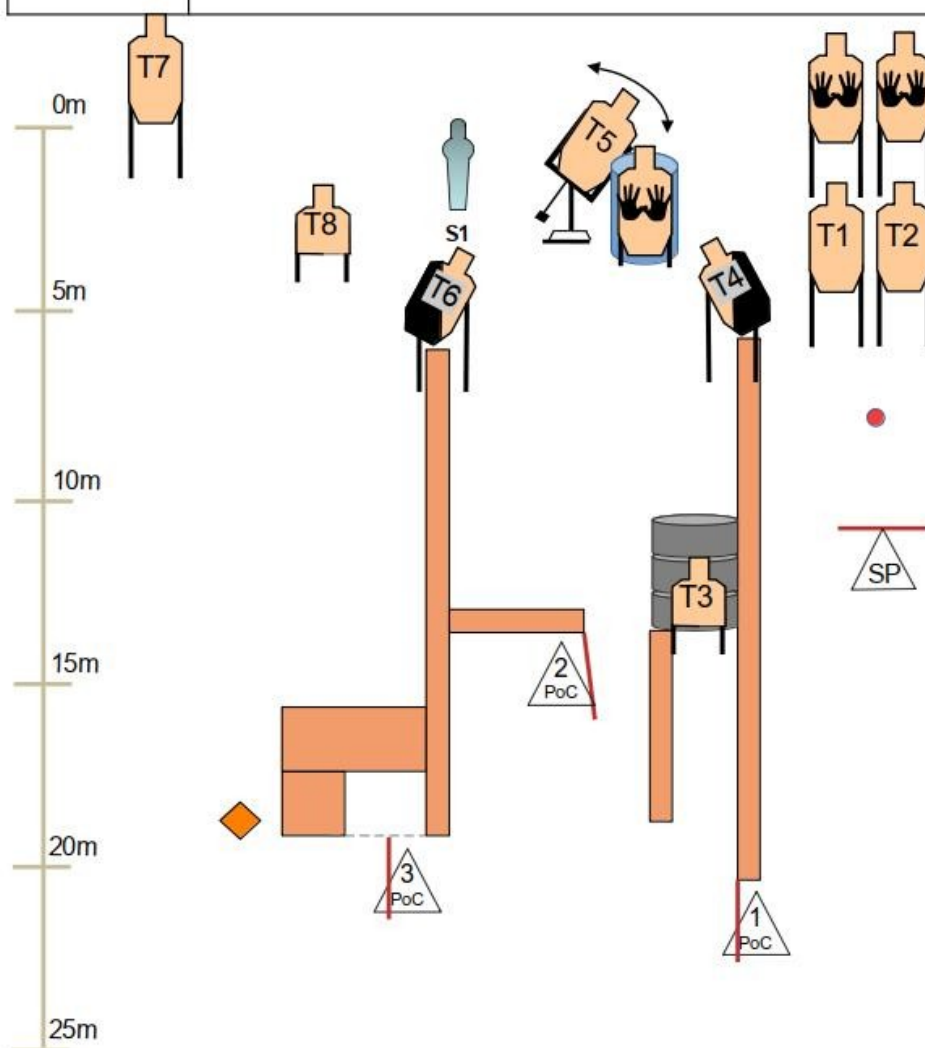


Stage 2



2022 Swiss National IDPA
PCC Championships

Title	Unwanted intruders	Author	Simu
Targets	8 Threats, 3 Non-Threats, 1 Steel	Rounds	Minimum 17
Scoring	Unlimited, Best 2, Steel Down	Start/ End	Audible/ Last Shot
Concealment	Not Required	Safety	180° Rule
Scenario	You are checking some intruders in a private compound when they start to draw guns. Defend yourself.		
Start Position	Standing at SP, toes touching marks, facing targets, muzzle on dot. PCC loaded with exactly 6 rounds. PCC: Handgun not needed. Handgun Only: Loaded to division capacity, holstered.		
Procedure	At the start signal, engage T1-2 in the open. Then engage remaining targets from available PoCs. S1 activates T5. PoC3 is prone.		



Total movement distance: 18m

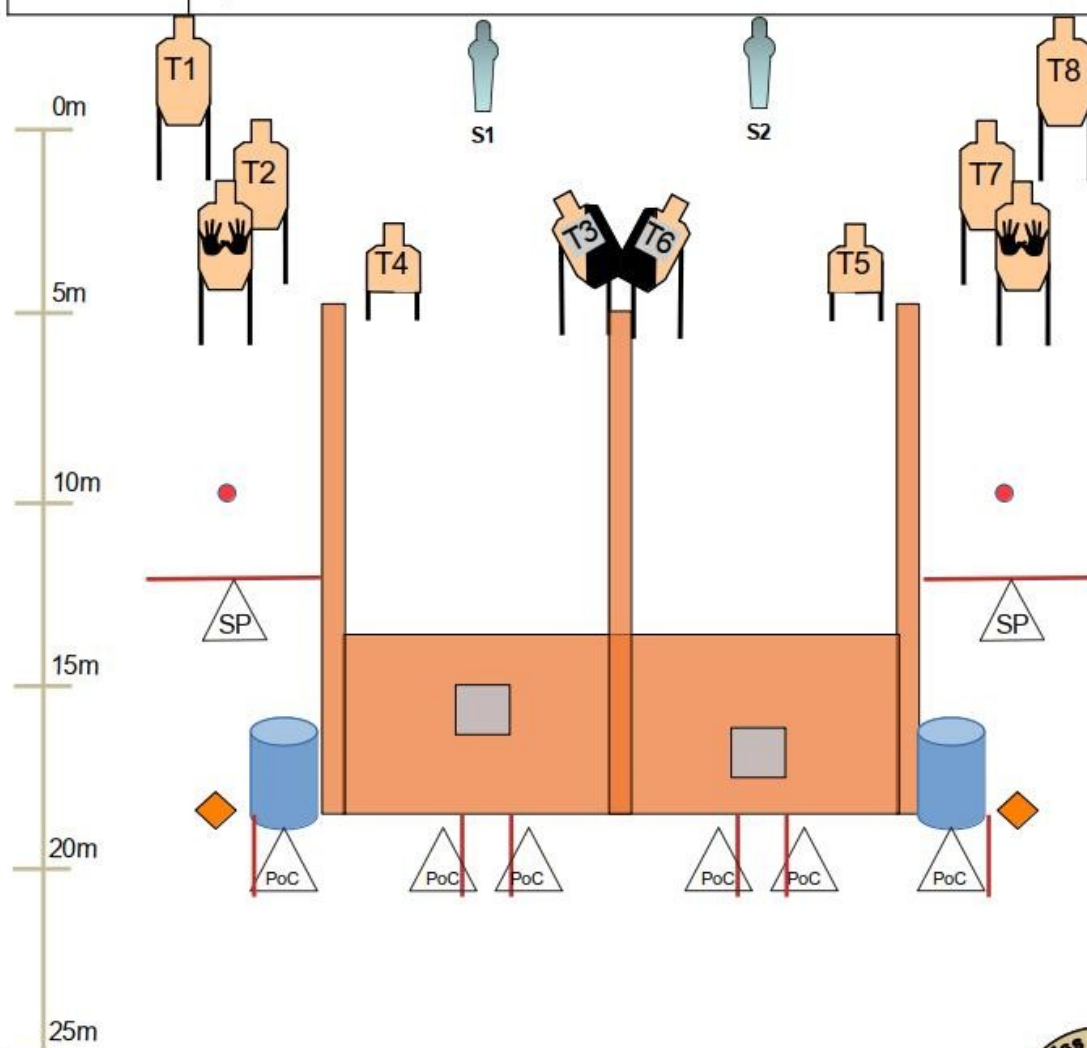
PPDS: pot position



Stage 3

2022 Swiss National IDPA
PCC Championships

Title	Right or left	Author	Simu, Andy
Targets	8 Threats, 2 Non-Threats, 2 Steel	Rounds	Minimum 18
Scoring	Unlimited, Best 2, Steel Down	Start/ End	Audible/ Last Shot
Concealment	Not Required	Safety	180° Rule, Forward Fault Line
Scenario	Your hear shouts for help from your neighbors house. As you investigate, you get attacked by armed intruders. Defend yourself and save the innocents.		
Start Position	Standing at either SP, toes touching marks, muzzle on dot. PCC loaded with exactly 10 rounds. PCC: Handgun not needed. Handgun Only: Loaded to division capacity, holstered.		
Procedure	At the start signal, engage the first two targets in the open. Then engage the remainder of targets from available PoCs. The last PoC is low cover over or around the barrel.		



Total movement distance: 18m

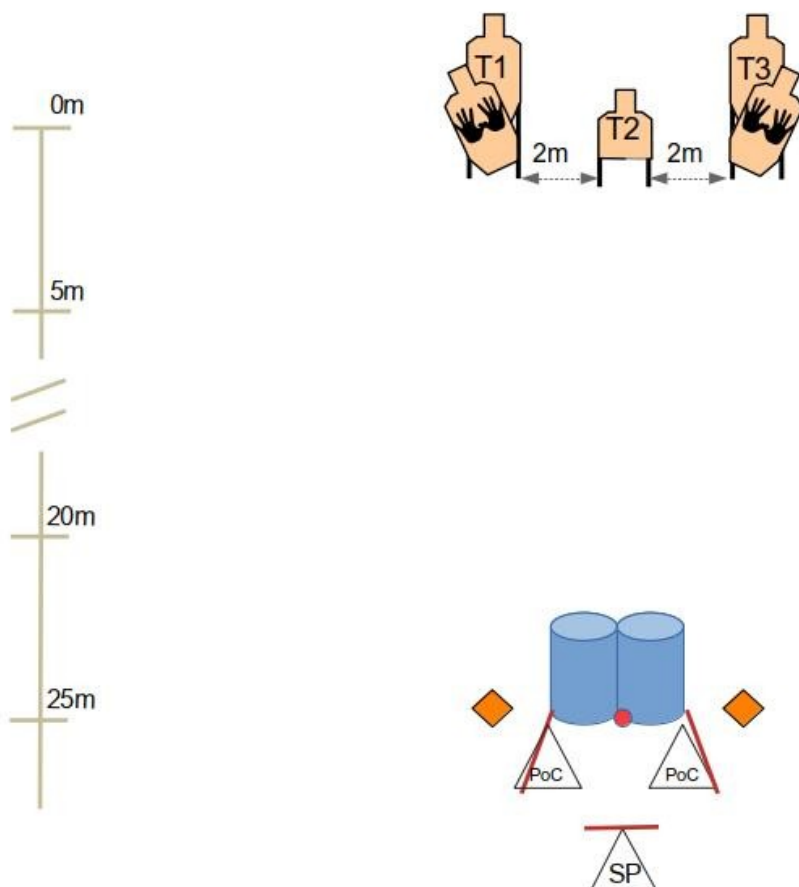
PPDS: pot position



Stage 4

2022 Swiss National IDPA
PCC Championships

Title	Standard	Author	Andy
Targets	3 Threats, 2 Non-Threats	Rounds	12
Scoring	Limited, 4 per target	Start/ End	Audible/ Last Shot, 2 Strings
Concealment	Not Required	Safety	180° Rule
Scenario	n/a		
Start Position	Standing at SP, toes touching marks, facing downrange, PCC fully loaded, muzzle on dot. PCC: Handgun not needed. Handgun Only: Loaded to division capacity, holstered.		
Procedure	String 1: At the start signal, engage T1-3 standing from SP with 1 round each in any order, then engage T1-3 with 1 round each from either PoC from low cover from the side of the barrel in tactical priority. String 2: At the start signal, engage T1-3 standing from SP with 1 round each in any order, then engage T1-3 with 1 round each from either PoC from prone in tactical priority.		



Total movement distance: 2-3m

PPDS: pot position

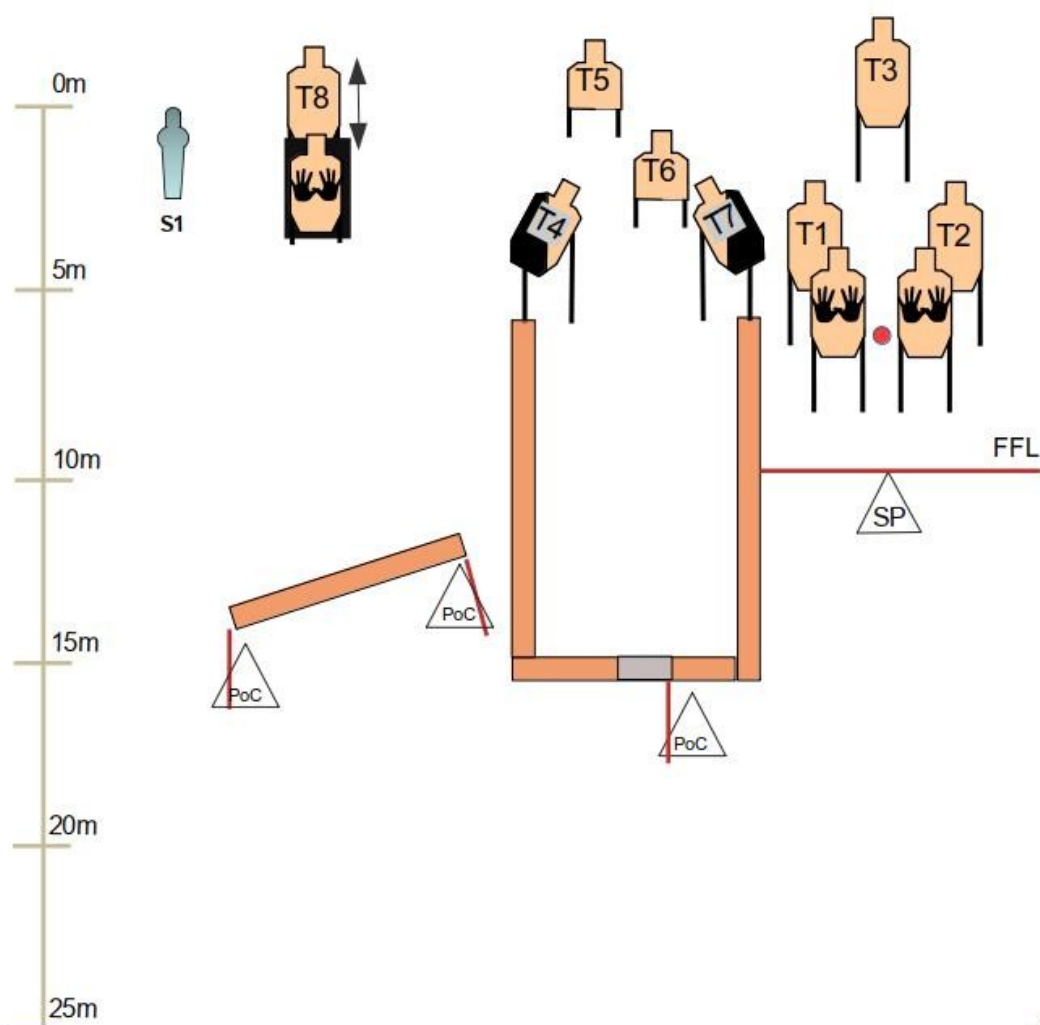


Stage 5



2022 Swiss National IDPA
PCC Championships

Title	They only need to get lucky once!	Author	Andy
Targets	8 Threats, 3 Non-Threats, 1 Steel	Rounds	Minimum 17
Scoring	Unlimited, Best 2, Steel Down	Start/ End	Audible/ Last Shot
Concealment	Not Required	Safety	180° Rule, Forward Fault Line
Scenario	Your home is attacked by armed intruders. Be aware, they only need to get lucky once!		
Start Position	Standing at SP, facing downrange, toes touching marks, muzzle on dot. PCC loaded with exactly 8 rounds, muzzle on dot. PCC: Handgun not needed. Handgun Only: Loaded to division capacity, holstered.		
Procedure	At the start signal, engage T1-3 in the open. Then engage remaining targets from available PoCs. S1 activates T8. Forward fault line for T1-3.		



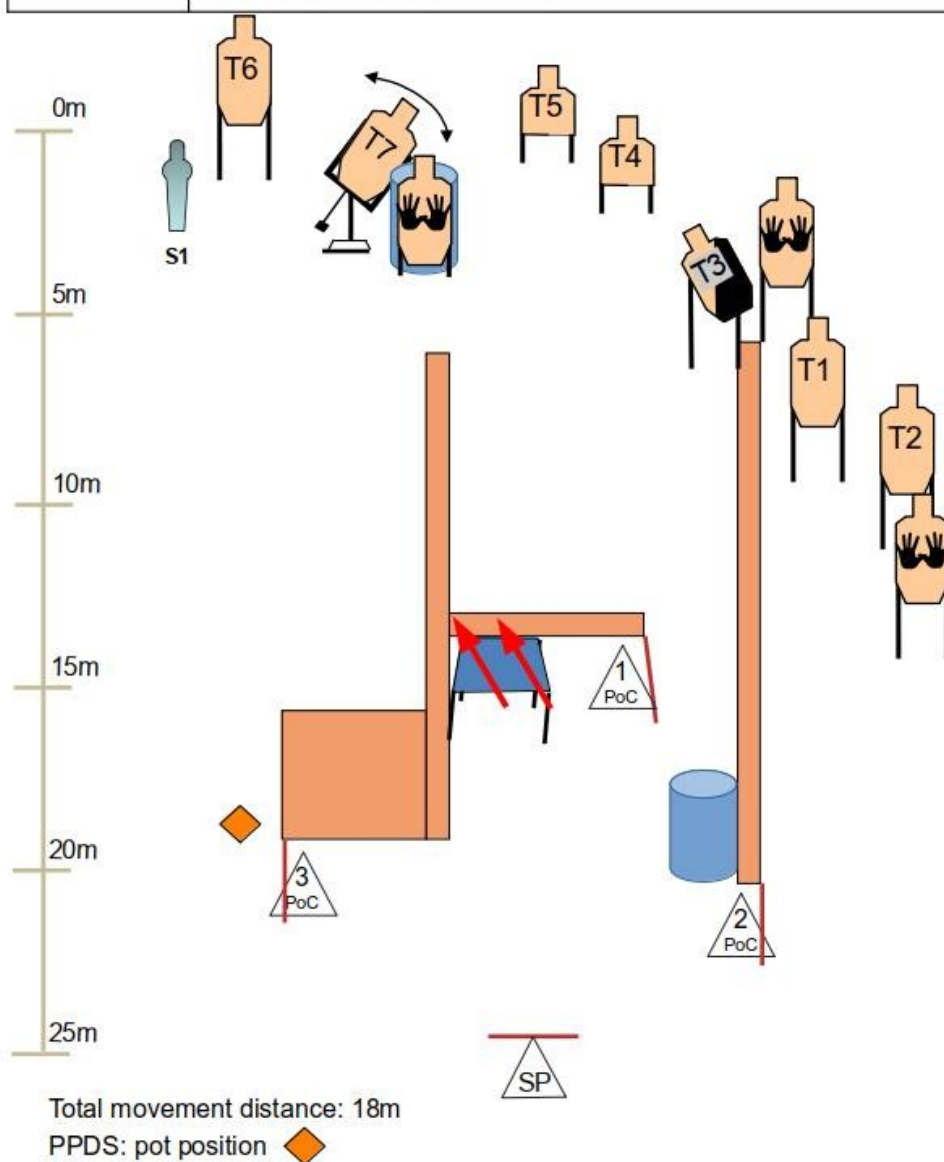
Total movement distance: 15m
PPDS: no special positions



Stage 6

2022 Swiss National IDPA
PCC Championships

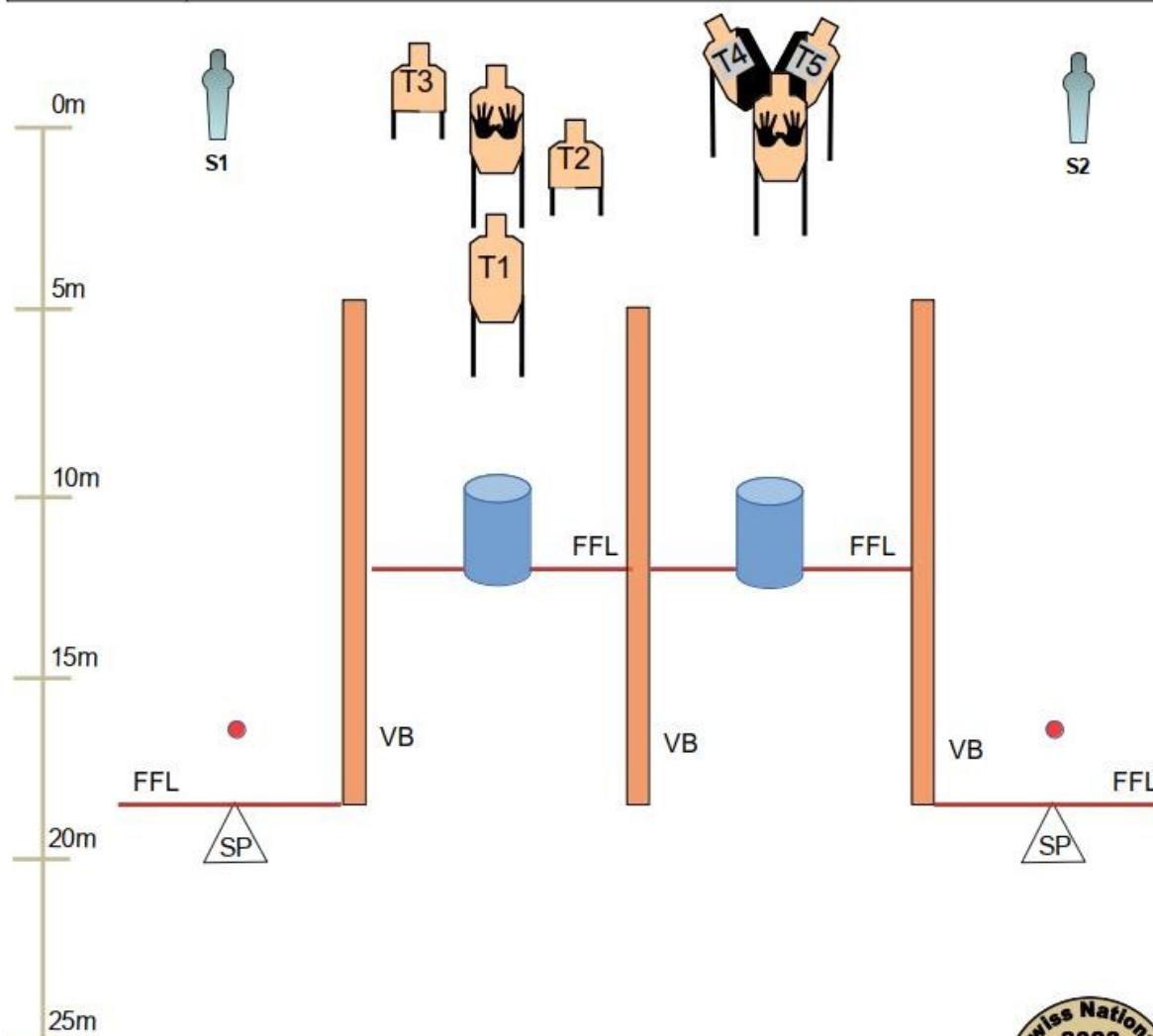
Title	More unwanted intruders	Author	Andy
Targets	7 Threats, 3 Non-Threats, 1 Steel	Rounds	Minimum 15
Scoring	Unlimited, Best 2, Steel Down	Start/ End	Audible/ Last Shot
Concealment	Not Required	Safety	180° Rule
Scenario	They haven't learned and you are attacked again by armed intruders. Solve the problem.		
Start Position	Standing at SP, toes touching marks, facing downrange. PCC empty chamber with exactly 7 rounds on table, bolt closed, muzzle in indicated direction. PCC spare mags on barrel. PCC: Handgun not needed. Handgun Only: Unloaded, slide closed and first mag on table. Rest of the mags on person.		
Procedure	At the start signal, retrieve PCC and engage all targets from available PoCs. PoC 3 is low cover around the barrier. S1 activates T7.		



Stage 7

2022 Swiss National IDPA
PCC Championships

Title	Get moving!	Author	Andy
Targets	5 Threats, 2 Non-Threats, 2 Steel	Rounds	Minimum 17
Scoring	Unlimited, Best 3, Steel Down	Start/ End	Audible/ Last Shot
Concealment	Not Required	Safety	180° Rule, Forward Fault Lines
Scenario	You are under attack and there's no cover. Get moving!		
Start Position	Standing at either SP, toes touching marks, muzzle on dot. PCC loaded with exactly 8 rounds. 1 PCC spare mag with 8 rounds on each barrel. PCC: Handgun not needed. Handgun Only: Loaded with exactly 6 rounds, holstered. All spare mags on barrels. At least one mag per barrel.		
Procedure	At the start signal, engage all targets in the open. Forward fault lines for all targets.		



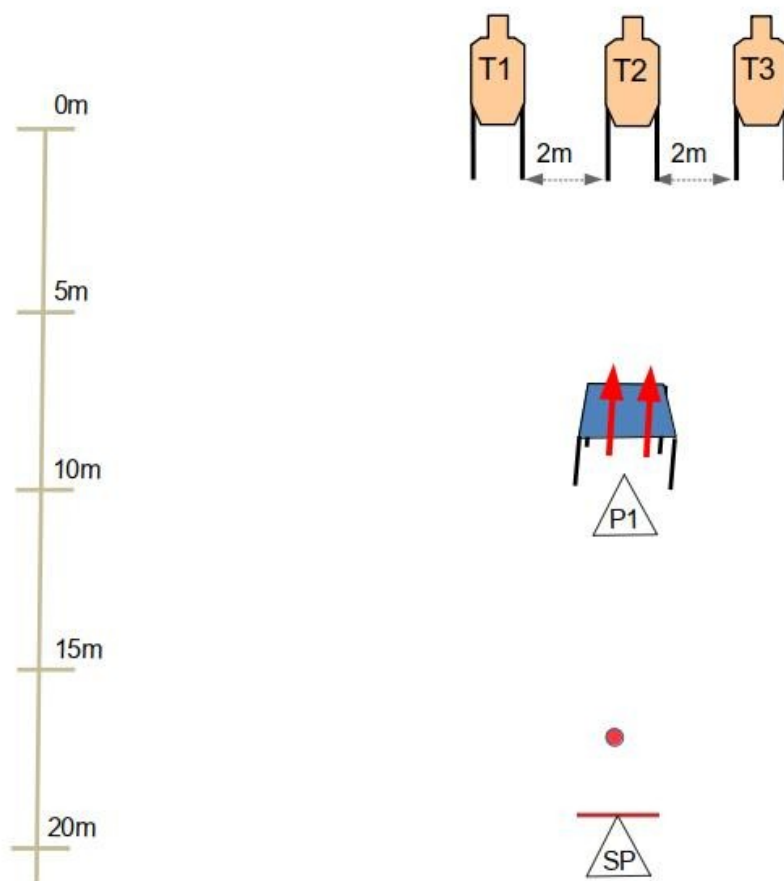
Total movement distance: 18m
PPDS: no special positions



Stage 8

2022 Swiss National IDPA
PCC Championships

Title	Standard	Author	Andy
Targets	3 Threats	Rounds	15
Scoring	Limited, 3 Body, 2 Head	Start/ End	Audible/ Last Shot
Concealment	Not Required	Safety	180° Rule
Scenario	n/a		
Start Position	Standing at SP, facing downrange, PCC loaded with exactly 9 rounds, muzzle on dot. Handgun loaded to division capacity, holstered.		
Procedure	At the start signal, engage T1-3 from SP with 3 rounds to the body each. Then move to P1, deposit PCC, safety on, muzzle downrange, on table. Draw handgun and engage T1-3 with 2 to the head each from P1.		



Total movement distance: 9m

PPDS: pot position 